




PEWTER  
P1/PTW  
MS BASE




GOLD  
P1/GLD  
MS BASE



CHROME  
P2/CHR  
MS BASE



COPPER  
P2/CPR  
MS BASE



DEEP BRONZE  
P2/DBZ  
MS BASE



DULL BRASS  
P2/DBR  
MS BASE



LIGHT ANTIQUE  
P2/LAQ  
MS BASE



MEDIUM ANTIQUE  
P2/MAQ  
MS BASE



DARK ANTIQUE  
P2/DAQ  
MS BASE



BRASS LIGHT  
M2/BRL  
B BASE



BRASS MEDIUM  
M2/BRM  
B BASE




BRASS DARK  
M2/BRD  
B BASE



BLACKENED STEEL  
M3/BST  
MS BASE



BRUSHED BRASS  
M3/BBR  
B BASE



BRUSHED STAINLESS STEEL  
M3/BSS  
SS BASE



BRUSHED COPPER  
M3/BCR  
C BASE



POLISHED ANTIQUE PAINT  
P4/PAQ  
MS BASE




POLISHED BRASS PAINT  
P4/PBR  
MS BASE




POLISHED COPPER  
M5/PCR  
C BASE



POLISHED BRASS  
M5/PBR  
B BASE



POLISHED STAINLESS STEEL  
M5/PSS  
SS BASE




RUST  
P6/PRST  
MS BASE




VERDIGRIS  
P6/PVDG  
MS BASE



BRUSHED COPPER PAINT  
P6/PBRCR  
MS BASE



VERDIGRIS  
M6/MVDG  
B BASE



RUST  
M6/MRST  
MS BASE



POLISHED ANTIQUE BRASS  
M6/PABR  
B BASE



DULL BRASS  
M6/DLBR  
B BASE



AGED BRASS  
M6/AGBR  
B BASE



BURNT BRASS  
M6/BTBR  
B BASE



OLD ENGLISH BRASS  
M6/OEB  
B BASE



GEORGIAN BRASS  
M6/GBR  
B BASE



OILED BRONZE  
M6/OBZ  
B BASE



RICH BRONZE  
M6/RBZ  
B BASE



ACID STEEL  
M6/ACST  
MS BASE



TARNISHED BRASS  
M6/TNBR  
B BASE



BURNT STEEL  
M6/BNST  
MS BASE



FLAMED BLACKENED STEEL  
M6/FBS  
MS BASE



ANTIQUÉ NICKEL  
M5/ANTNCKL  
MS BASE



CARBONNE  
M6/CRB  
MS BASE



TARNISHED STEEL  
M6/TNSTL  
MS BASE



GOLD LEAF  
M6/GLDL  
MS BASE




SILVER LEAF  
M6/SLVL  
MS BASE



COPPER LEAF  
M6/CPRL  
MS BASE



GOLD LEAF ANTIQUE  
M6/GLDLAQ  
MS BASE



SILVER LEAF ANTIQUE  
M6/SLVLAQ  
MS BASE



COPPER LEAF ANTIQUE  
M6/CPRLAQ  
MS BASE



PATINATED GOLD  
M6/PGLD  
MS BASE

KEY

P = PAINTED FINISH  
M = METAL FINISH

MS = MILD STEEL BASE  
C = COPPER BASE  
B = BRASS BASE  
SS = STAINLESS STEEL