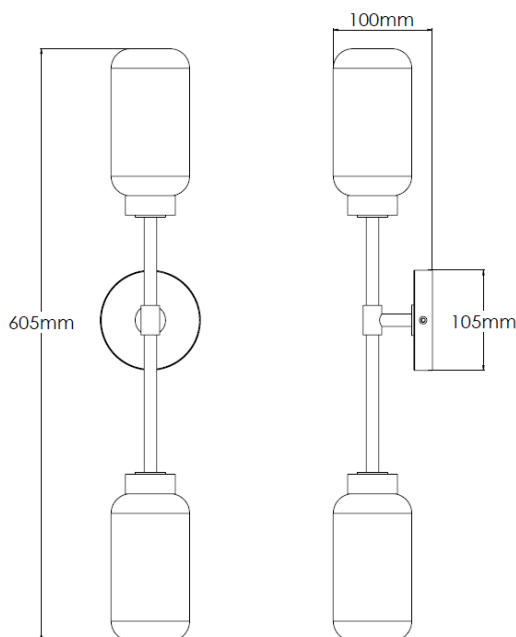


Product Description

Double wall light with brushed brass finish and opal glass shades

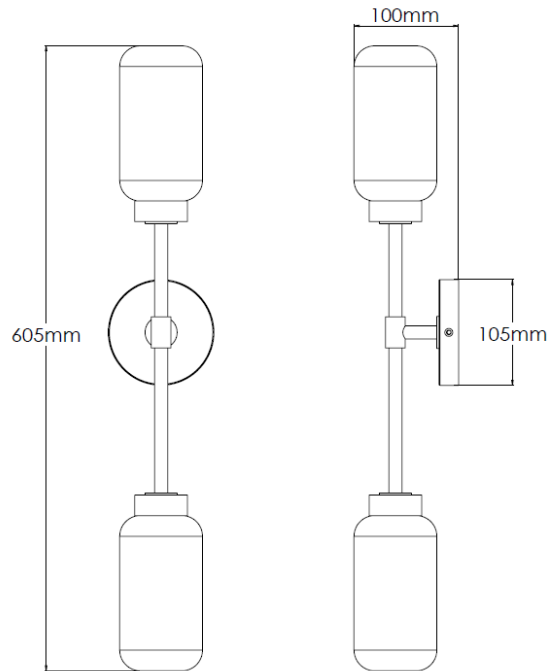


Technical Specification

MATERIAL	Brass / Glass	IP Rating	IP20
FINISH	Brushed Brass M3/BBR	HEIGHT	605mm
LAMPHOLDER TYPE	Large G9	WIDTH	105mm
RECOMMENDED LAMP	G9 Only	DEPTH/PROJECTION	100mm
MAX WATTAGE	6W	BACK/CEILING PLATE	105mm
CERTIFICATIONS	UKCA CE	BASE DIAMETER	N/A
DIMMABLE	Mains - If lamps are compatible	WEIGHT	3kg
CLASS I / II / III	Class I	SHADE MATERIAL	Glass

Product Description

Double wall light with matt black finish and opel glass shades

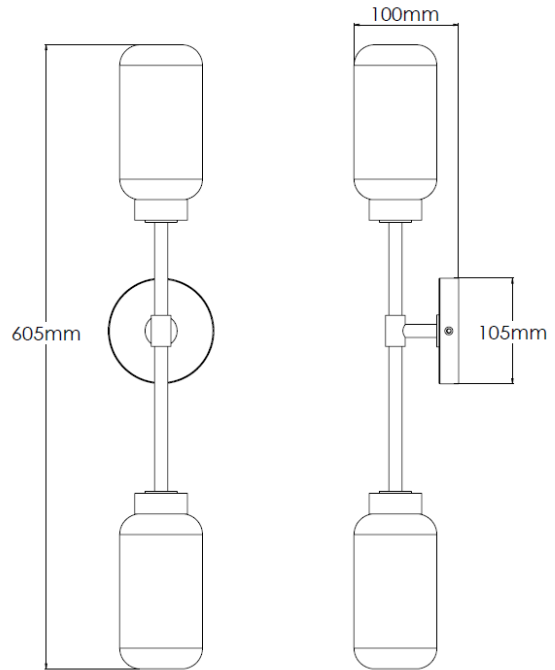


Technical Specification

MATERIAL	Mild Steel / Glass	IP Rating	IP20
FINISH	P/C Matte Black P1/MBL	HEIGHT	605mm
LAMPHOLDER TYPE	Large G9	WIDTH	105mm
RECOMMENDED LAMP	G9 Only	DEPTH/PROJECTION	100mm
MAX WATTAGE	6W	BACK/CEILING PLATE	105mm
CERTIFICATIONS	UKCA CE	BASE DIAMETER	N/A
DIMMABLE	Mains - If lamps are compatible	WEIGHT	3kg
CLASS I / II / III	Class I	SHADE MATERIAL	Glass

Product Description

Double wall light with mild steel body, brass detailing and opal glass shades



Technical Specification

MATERIAL	Mild Steel / Brass / Glass	IP Rating	IP20
FINISH	P/C Matte Black P1/MBL	HEIGHT	605mm
LAMPHOLDER TYPE	Large G9	WIDTH	105mm
RECOMMENDED LAMP	G9 Only	DEPTH/PROJECTION	100mm
MAX WATTAGE	6W	BACK/CEILING PLATE	105mm
CERTIFICATIONS	UKCA CE	BASE DIAMETER	N/A
DIMMABLE	Mains - If lamps are compatible	WEIGHT	3kg
CLASS I / II / III	Class I	SHADE MATERIAL	Glass