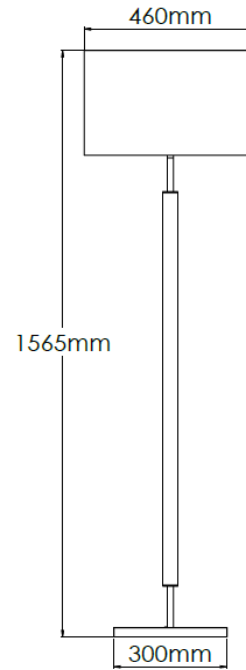


Product Description

Mild steel floor lamp with clementine satin shade

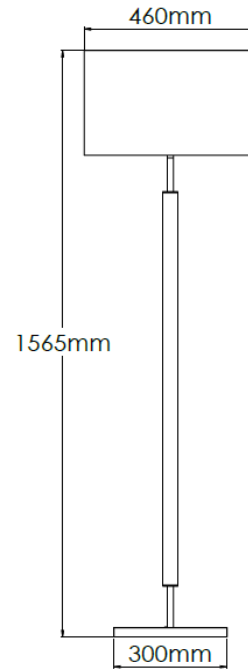


Technical Specification

MATERIAL	Mild Steel / Brass	IP Rating	IP20
FINISH	Pewter P1/PTW	HEIGHT	1565mm
LAMPHOLDER TYPE	E27 x 1	WIDTH	460mm
RECOMMENDED LAMP	GLS	DEPTH/PROJECTION	460mm
MAX WATTAGE	12W	BACK/CEILING PLATE	N/A
CERTIFICATIONS	UKCA CE	BASE DIAMETER	300mm
DIMMABLE	Mains - If lamps are compatible	WEIGHT	15kg
CLASS I / II / III	Class I	SHADE MATERIAL	Fabric

Product Description

Mild steel floor lamp with ivory satin shade

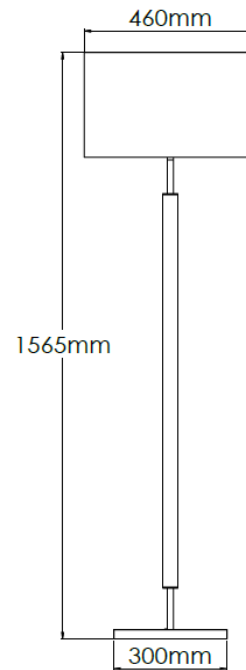


Technical Specification

MATERIAL	Mild Steel	IP Rating	IP20
FINISH	Pewter P1/PTW	HEIGHT	1565mm
LAMPHOLDER TYPE	E27 x 1	WIDTH	460mm
RECOMMENDED LAMP	GLS	DEPTH/PROJECTION	460mm
MAX WATTAGE	12W	BACK/CEILING PLATE	N/A
CERTIFICATIONS	UKCA CE	BASE DIAMETER	300mm
DIMMABLE	Mains - If lamps are compatible	WEIGHT	15kg
CLASS I / II / III	Class I	SHADE MATERIAL	Fabric

Product Description

Mild steel floor lamp with teal satin shade



Technical Specification

MATERIAL	Mild Steel / Brass	IP Rating	IP20
FINISH	Pewter P1/PTW	HEIGHT	1565mm
LAMPHOLDER TYPE	E27 x 1	WIDTH	460mm
RECOMMENDED LAMP	GLS	DEPTH/PROJECTION	460mm
MAX WATTAGE	12W	BACK/CEILING PLATE	N/A
CERTIFICATIONS	UKCA CE	BASE DIAMETER	300mm
DIMMABLE	Mains - If lamps are compatible	WEIGHT	15kg
CLASS I / II / III	Class I	SHADE MATERIAL	Fabric